

3-month report 2007

Index

Highlights of first quarter 2007	2
The share – overview	2
Group interim management report	5
Delticom AG	5
Market environment	5
Analysis of the financial position and results of operations	7
Outlook for the current fiscal year	10
Consolidated interim financial statements	13
Consolidated balance sheet	13
Consolidated income statements	14
Consolidated cash flow statement	15
Statement of changes in shareholders' equity	16
Consolidated notes	19

Highlights of first quarter 2007

- Revenues up 52.3 % compared to Q1 2006 from € 25.6 million to € 38.9 million
- 69.4 % revenue growth in eCommerce segment (compared to Q1 2006)
- EBIT increased to € 0.25 million (Q1 2006: € -0.03 million)
- EBIT margin up to 0.7 % (previous year: minus 0.1 %)
- 125 thousand new eCommerce customers, more than 62 thousand repeat customers
- End-to-end product range with more than 100 tire brands and 25,000 tire types
- Number of service partners exceeded 15,000
- 78 online shops, established domains with high awareness
- Delticom's presence grows to 30 countries at the end of the quarter

The share – overview

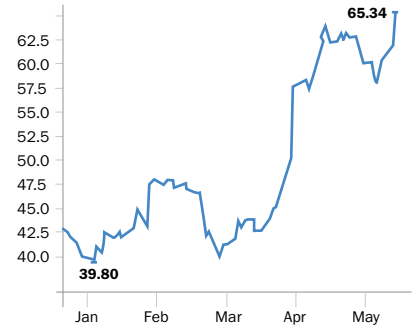
Since October 26, 2006, shares of Delticom AG are listed in the Prime Standard of the Frankfurt Stock Exchange. The issuing price for the shares offered during Delticom AG's IPO was € 36.00. Issuing proceeds of € 30.6 million (less costs) accrued to Delticom AG from the transaction. The lock-up period for the existing shareholders (without Prüfer GmbH and Binder GmbH), which was agreed upon during the IPO, expired on April 26, 2007. By definition shares that are not locked-up anymore are added to the free float. Accordingly, free float rose automatically without existing shareholders having sold shares: on the day of the last annual shareholders' meeting on May 16, 2007, the free float was 47.84%. The lock-up for the joint CEOs Rainer Binder and Andreas Prüfer will end on October 26, 2007.


The company went public to support the group's continued forecast growth and to use the new equity to continuously improve operating business. For this purpose Delticom plans to invest in improving its warehousing, logistics and IT structure. In addition, the group plans to open international Internet shops and to increase awareness of existing domains. Management is not planning new acquisitions at the moment. However, since the IPO, Delticom has the funds at its disposal to also grow non-organically. In line with its increasing penetration of the market on which Delticom operates, for example its management opportunistically leverages interesting opportunities to acquire tire-related Internet domains.

After an interim high of € 48.00 in February 2007 Delticom shares closed at € 46.00 on March 30, 2007, the last trading day of the quarter under review. On May 16, 2007, the day of the annual shareholders' meeting, the closing price was at € 65.34.

Key figures

German Securities Code Number (WKN)	514680
ISIN	DE005146807
Stock exchange symbol	DEX
Segment	Amtlicher Markt (official trading) with simultaneous admission to Frankfurt Stock Exchange's Prime Standard
Type of shares	No-par value bearer shares
Share capital	€ 3,946,480
Dividend entitlement	from January 1, 2006
Initial listing	October 26, 2006
Issue price	€ 36





Group interim management report

1. Delticom AG

Delticom was founded in Hanover in 1999 and has grown to become Europe's leading online tire retailer. The group operates in the two segments eCommerce and Wholesale.

In its **eCommerce segment**, Delticom operates 78 online shops in 30 countries, and this division will continue to make a strong contribution to the company's growth. Delticom has well-established Internet domains that already have accomplished a high level of awareness within the target group. The company offers the full range of tire products via the Internet, including rims and completely pre-assembled wheels (rims with tires). It also provides its service partners with consulting services and information. Delticom's customers are provided with information on product characteristics and alternatives; they benefit from an extensive range of goods comprising more than 100 tire brands and more than 25,000 tire types. Tires can be delivered to any of more than 15,000 service partners world wide (4,300 of which are in Germany), where the tires are mounted on the customer's vehicle.

The Delticom group's **Wholesale segment** sells tires to wholesalers and large retailers in Germany and abroad. This business division is not expected to grow significantly in the coming years. However, it pursues important strategic targets in the wholesale business. This segment provides Delticom with key market information, including information on current price structures and existing inventories in the sector. Delticom's wholesale business also enables the group to shift large volumes at short notice and to quickly gain ground in new countries.

2. Market environment

Internet tire sales are determined by two key factors: Internet users' basic buying behavior as well as developments on the tire market.

2.1. Internet

In 2006, for the first time ever, more than one billion customers used the **World Wide Web**; one in eight people on earth have access to the Internet - either from home or work. The number of adult Internet users has also grown strongly in Europe.

The Internet is increasingly used for shopping. Low prices are often a reason, but also the convenience of ordering from home is a key factor. According to Forrester's research study "Europe's eCommerce Forecast: 2006 to 2011" **eCommerce sales** will total € 250 billion in 2011 and the number of European Internet users over the age of 16 will rise from

171 million in 2005 to approximately 217 million until 2008. German users alone will lift the eCommerce sales volume from € 23 billion in 2006 up to € 62 billion in 2011. This growth is crucially driven by the increasing popularity of the Internet as sales channel and the fact that Internet use is being increasingly taken for granted.

A **trend to buying tires over the Internet** can be identified in all key European markets and in the USA. This trend is also confirmed by a recent study by the Allgemeiner Deutscher Automobil-Club ADAC ("Reifenmonitor 2007"). Car drivers were asked: "Where did you last buy your car tires?" 2.5% of respondents said the „Internet“, compared to only 1.8% in the previous year. Within younger target groups aged between 18 and 39 this figure even totaled 4.8% (previous year: 3.3%). This growth is expected to become even stronger in future.

2.2. Tire market

The global tire market can be broken down into initial sets of tires (pre-mounted on new cars) and replacement tires. The entire annual tire market for all vehicle types is estimated at one billion tires. Of this total, around three quarters are for the replacement tire market, on which the Delticom group's companies operate. Associations and experts are forecasting similar growth in future as has been seen in the past for the underlying figures for the vehicle replacement business: the number of cars will increase constantly, driving performance will remain stable and operational performance of the tires will be unchanged.

The seasons have a significant impact on business in Northern Europe and especially on the German, Austrian and Swiss markets due to major seasonal changes in the **weather and road conditions**. Thus, the fiscal year in Germany – Delticom's largest single geographic market – is basically characterized by two peak periods: purchases of summer tires in spring and winter tires in autumn and winter. The first quarter is traditionally weak as the bulk of winter tires have already been bought and mounted before the end of the year, mostly during the first cold spell when the first snow falls. The second quarter brings high revenues, as the weather warms up during April, May, and June and car drivers buy their new summer tires. The third quarter marks a transition from summer to winter tire business, and sales figures clearly weaken again. Instead stocks are bought in for the winter tire season. The last three months traditionally present the strongest quarter given that the challenging road conditions heighten customers awareness of the need for new tires.

The industry had forecast high sales figures for **winter business in 2006** due to the additional impact of the new winter tire regulations Germany. However, the weather in the fourth quarter of 2006 was relatively mild in Germany and the Alpine countries with little snowfall. As a result, winter business on the German tire market was not quite as positive as had been forecast by market participants. Despite those effects, however, Delticom enjoyed positive growth in the fourth quarter thanks to its strong international diversification. Some of the goods warehoused in the fourth quarter 2006 were additionally sold at

solid margins in the first quarter as some end customers decided to equip their cars with adequate tires in January, apparently due to the sudden cold snap.

March brought very mild weather, and experts believe that some car drivers moved buying their **summer tires** forward from the second and third quarter to the first quarter.

3. Analysis of the financial position and results of operations

Revenues and earnings enjoyed strong growth. In the first three months of the current fiscal year Delticom posted revenues up by about 52.3% to € 38.9 million compared to Q1 2006 (€ 25.6 million). Earnings before interest and taxes (EBIT) rose from € -0.03 million in the first quarter of 2006 to € 0.25 million. Net income lifted to € 0.37 million (compared to € -0.04 million in Q1 2006).

3.1. Revenue growth

Revenues in the key **eCommerce segment** were up 69.4% in Q1 from € 20.9 million in Q1 2006 to € 35.5 million. This means that the percentage of total revenues contributed by the eCommerce segment has grown constantly over the past few years. After the first three months of the current fiscal year, the eCommerce already accounted for 91.1% of total revenues compared to 81.9% in 2006.

This division's positive growth is mainly due to the significant growth in the **customer base**. The number of registered customers in the eCommerce segment, meaning the customers who have purchased at least once from Delticom in the past (including the current fiscal year) increased from 833 thousand at the end of the first quarter of 2006 to 1.4 million one year later. In the first quarter of 2007 Delticom acquired around 125 thousand new customers. It is equally pleasing that more than 62 thousand customers bought tires at Delticom in the period under review who already registered as customers in prior periods (repeat customers).

Revenues in Germany continue to enjoy strong growth, but have been excelled by the growth abroad. As a direct result of Delticom AG's internationalization, the ratio of **foreign** revenues continues to rise: Delticom posted revenue increases and improving market penetration in all 30 countries via its total of 78 online shops. In total, the eCommerce division registered sales in Germany of € 14.2 million (+45.5% compared to the previous year), € 20.4 million in other countries of the European Union (+69.9% compared to the previous year) and € 4.4 million in other countries (+14.8% compared to the previous year).

Revenues in the USA are already up significantly by more than 100% year on year. The competitive environment in the United States is certainly somewhat more difficult due to established online tire retailers. However, we combat this issue by focusing on end customers – and thus in line with our successful European business model.

In the Wholesale division we have posted consistent revenues each fiscal year. Wholesale primarily provides the group with an opportunity to gain ground in new countries and to build up a business network in diverse tire markets. Revenues in the Wholesale division totaled € 3.5 million (-25.0% compared to the previous year).

3.2. Changes in key items of the income statement

3.2.1. Cost of materials

The cost of materials accounts for the largest cost item in Delticom AG's business model. These are the tires purchased as merchandise. The 51.1% increase in the cost of materials from € 20.4 million in the first quarter of 2006 to € 30.8 million is primarily due to the higher revenues, as in the previous year. The cost of materials increased in the eCommerce division from € 16.2 million in the first quarter of 2006 by 70.3%, up to € 27.7 million in the first quarter of 2007.

The cost of materials fell in the Wholesale division as a result of the lower sales by -24,8% from € 4.1 million in the first quarter of 2006 to € 3.1 million in the first quarter of 2007.

3.2.2. Personnel expenses

One of the key factors for Delticom's successful growth is the fact that its workflows are mostly automated. As a result, only few business processes have to be reworked manually and the percentage of these cases compared to the total number of transactions is falling constantly over time. The highly efficient operational processes mean that it has been possible to keep the number of personnel at a constant low level in spite of the increasing volume of transactions: Delticom had 70 employees at the end of the quarter under review. Personnel expenses were up by € 0.4 million to € 1.0 million compared to Q1 2006. The increase is due to new hires, which were among others also needed to comply with the listing requirements for Deutsche Börse's Prime Standard.

In addition, the company has been able to cap its own personnel expenses at a low level by outsourcing to external service providers, some of whom are located in Eastern Europe. The ratio of personnel expenses to total sales of 2.5% shows that the company was thus able to maintain its lean structures. Management believes that it will be able to reduce this ratio even further over the medium given the continued business growth thanks to its automated workflows and scalable business model.

3.2.3. Other

In total, other operating expenses increased year-on-year from € 4.7 million by 50.3% to € 7.1 million. As a result of the increased volume of business, transportation costs increased by € 1.2 million and warehousing costs were up € 0.2 million. The amortization of

intangible assets and depreciation of tangible assets totaled € 60 thousand compared to € 47 thousand in the first quarter of 2006.

The number of registered customers in the eCommerce division is driven by awareness of the shops. As a result, in addition to the satisfaction of existing customers that recommend the shops to new customers, **advertising expenditure** in particular is key to heightening awareness. This advertising includes, in particular, online advertising - both direct and indirect on other websites. Acquisition costs depend on the price level of the advertising market in particular, as well as the efficiency of the advertising selected. Advertising costs totaled € 1.05 million in the quarter under review, or 2.7 % of revenues. Delticom measures efficiency of its chosen advertising each day, and swiftly adjusts to customer behavior.

3.3. Earnings growth

Delticom AG posted **gross profit** up from € 5.4 million in the first quarter of 2006 to € 8.4 million (+56.4 %). This corresponds to an increase in gross margin from 20.9 % to 21.4 % due to further improvement in purchasing conditions as well as sales of winter tires that had been warehoused in the last quarter of 2006 at good conditions.

Earnings before interest and taxes (**EBIT**) improved in Q1 up to € 0.25 million (previous year: € -0.03 million). EBIT-margin increased to 0.7 % after -0.1 % in the previous year. This clear improvement is due to higher gross margins and efficiency gains for fixed costs.

The **financial result** increased from € -0.1 million in the first quarter of 2006 to € 0.3 million - especially due to the higher cash and cash equivalents, mostly stemming from the IPO proceeds and the resulting interest income.

Net income for the period totaled € 0.37 million, with basic earnings per share of € 0.09 (basic, Q1 2006: € -0.01)

3.4. Assets and liquidity

Non-current assets totaled € 2.1 million at the end of Q1 2007 and thus total just 2.5 % (Q1 2006: 5.9 %) of total assets. In the quarter under review, Delticom's capital expenditure totaled € 150 thousand. Of this total, € 80 thousand was for non-current assets and € 70 thousand was for intangible assets. The key items were operating and office equipment as well as the acquisition of new domains.

Current assets include **inventories** of € 30.6 million, or 36.2 % of total assets (first quarter of 2006: € 19.6 million/55.2 %, last quarter of 2006: € 20.8 million/30.5 %). The increase in inventories results from higher goods and warehouse stocks in order to be able to cover the seasonal demand for summer tires in the second and third quarters. Thanks to lower purchase prices, additional inventories were built up in the last quarter of 2006 in order to allow Delticom to act more flexibly on the market with regard to prices and margins in the upcoming winter business. In order to constantly improve warehousing efficiency,

during the quarter under review Delticom invested in equipment in close agreement with logistic service providers. This will be continued within the next months.

Receivables on the balance sheet date totaled € 15.6 million, of this total € 10.2 million are trade receivables and € 5.4 million are other receivables. The 6.8% increase in trade receivables (first quarter of 2006: € 9.6 million) is due to the expansion of eCommerce business. Delticom is efficiently reducing the level of receivables: its imputed customer payment target in the period under review was 21 days compared to 27 days in Q1 2006; defaults only increased by 3.6% to € 272.8 thousand in the first quarter of 2007 compared to € 263.2 thousand in the first quarter of 2006.

The group's cash and cash equivalents totaled € 36.3 million at the end of the first quarter of 2007.

3.5. Financing

Delticom AG had an **equity ratio** of 51.0% at the end of the quarter under review compared to 20.6% in the previous year. As a result of the IPO on October 26, 2006 net proceeds of more than € 29 million accrued to the group.

Liabilities totaled € 41.5 million, of which 99.3% were current. Trade payables account for the bulk of this amount (€ 31.9 million). These increased by 63.2% compared to the first quarter of 2006 and 69.4% compared to the last quarter of 2006. This is due to the strong growth and accordingly the increase of the purchase volumes of the group. Payment deadlines are used as cost-effective financing when this appears pertinent to the management.

Working capital (current assets less cash and cash equivalents and current non-interest bearing liabilities) totaled € 14.3 million at the end of the period under review (compared to € 11.8 million at the end of the first quarter of 2006 and € 12.7 million at the end of the last quarter of 2006).

4. Outlook for the current fiscal year

The excellent weather conditions in March meant that it can be assumed that part of the revenues from business with summer tires (typically recorded in the second quarter) have been pulled forward into the first quarter of the year. Accordingly, it is possible that the increase in revenues and earnings in the second quarter will be lower than in the first quarter (each compared to the corresponding prior-year period). In addition, as tire business in the first quarter, and thus also for Delticom, is traditionally weak compared to the following quarters, it is not yet possible to reliably forecast revenues and earnings for the year as a whole based on the first quarter.

Management is actively working on reducing the risk inherent in the seasonal nature of

tires. Seasonal effects will diminish together with Delticom's further internationalization, as summer or all-weather tires are used in many countries during the winter instead of winter tires. Sales of all-weather tires already grew perceptibly last winter.

For the fiscal year 2007, management is focusing its activities on increasing awareness in the target groups, penetrating existing European markets as well as developing new markets – especially overseas. In doing so, Delticom plans to heighten its attraction for customers and awareness of Delticom's domains is to also be further increased via marketing activities during the coming quarters. The primary aim is to acquire new customers, and also to increase customer loyalty and the ratio of repeat customers. Over the short to medium term, Delticom plans to continue to successfully operate its established online shops, to open new shops (in particular additional shops for motorbike tires and shops geared to business customers in various European countries) as well as to drive its geographic expansion in close collaboration with service partners.



Consolidated interim financial statements

I. Consolidated balance sheet

as of March 31, 2007

Assets

in €	March 31, 2007	December 31, 2006
Non-current assets		
Intangible assets	534,667.10	463,337.00
Property, plant and equipment	457,971.18	438,999.41
Financial assets	1,000,000.00	1,000,000.00
Other receivables	110,750.70	90,011.06
Deferred tax assets	0.00	0.00
Total non-current assets	2,103,388.98	1,992,347.47
Current assets		
Inventories	30,609,511.73	20,790,724.95
Trade accounts receivable	10,229,509.40	7,543,893.49
Other receivables	5,365,235.81	3,223,431.88
Cash and cash equivalents	36,288,597.18	34,660,936.37
Total current assets	82,492,854.12	66,218,986.69
Total assets	84,596,243.10	68,211,334.16

Shareholders' equity and liabilities

in €	March 31, 2007	December 31, 2006
Equity		
Subscribed capital	3,946,480.00	3,946,480.00
Share premium	31,701,296.19	31,701,296.19
Adjustment item for currency conversion	1,476.93	5,122.59
Retained earnings	199,673.00	199,673.00
Net retained profits	7,272,746.45	6,904,932.41
Total equity	43,121,672.57	42,757,504.19
Non-current liabilities		
Non-current provisions	20,618.00	18,681.62
Deferred tax liabilities	282,711.12	227,450.02
Total non-current liabilities	303,329.12	246,131.64
Current liabilities		
Provisions for taxes	2,084,898.98	2,055,300.00
Other provisions	12,789.91	22,056.79
Current interest-bearing liabilities	0.00	0.00
Trade accounts payable	31,879,198.76	18,814,689.39
Other current liabilities	7,194,353.76	4,315,652.15
Total current liabilities	41,171,241.41	25,207,698.33
Total liabilities	84,596,243.10	68,211,334.16

II. Consolidated income statement

for the period from January 1, 2007 to March 31, 2007

in €	January 1, 2007 – March 31, 2007	January 1, 2006 – March 31, 2006
Revenues	38,924,070.03	25,555,192.44
Other operating income	226,195.96	172,411.79
Cost of materials	-30,760,720.09	-20,362,458.75
Personnel expenses	-963,951.94	-613,287.34
Amortization of intangible assets and depreciation of property, plant and equipment	-59,893.48	-47,065.94
Other operating expenses	-7,111,259.84	-4,730,435.49
Earnings before interest and taxes (EBIT)	254,440.64	-25,643.29
Financial expenses	-24,186.41	-65,169.88
Financial income	295,312.00	14,432.52
Net financial result	271,125.59	-50,737.36
Earnings before taxes (EBT)	525,566.23	-76,380.65
Income taxes	-157,752.19	32,343.03
Consolidated net income	367,814.04	-44,037.62
Basic earnings per share	0.09	-0.01

III. Consolidated cash flow statement


Delticom AG, Hanover, March 31, 2007

in €	January 1, 2007 – March 31, 2007	January 1, 2006– March 31, 2006
Earnings before interest and taxes (EBIT)	254,440.64	-25,643.29
Interest received	17,865.32	9,082.52
Interest paid	-24,186.41	-65,169.88
Income taxes paid	-72,892.11	91,248.47
Amortization/ depreciation of non-current assets	59,893.48	47,065.94
Losses from the disposal of non-current assets	0.00	0.00
Increase/ decrease in provisions	-7,330.50	3,340.29
Increase in inventories	-9,818,786.78	-7,621,427.06
Increase/ decrease in receivables and other assets that are not to be allocated to investing or financing activities	-4,570,712.80	-4,031,975.34,
Increase in trade accounts payable and other liabilities that are not to be allocated to investing or financing activities	15,943,210.98	11,551,012.46
Net cash flow provided by operating activities	1,781,501.82	-42,465.89
Investments in		
Intangible assets	-80,298.60	-411.74
Property, plant and equipment	-69,896.75	-82,163.29
Financial assets	0.00	0.00
Proceeds from the disposal of property, plant and equipment	0.00	970.00
Proceeds from the disposal of financial assets	0.00	0.00
Cash flow from investing activities	-150,195.35	-81,605.03
Dividends paid by Delticom AG	0.00	0.00
Receipts/ payments from additions to capital	0.00	0.00
Net cash provided by financing activities	0.00	0.00
Net change in cash and cash equivalents	1,631,306.47	-124,070.92
Changes in cash and cash equivalents due to currency translation	-3,645.66	-1,787.01
Cash and cash equivalents – start of period	34,660,936.37	2,104,823.60
Cash and cash equivalents – end of period	36,288,597.18	1,978,965.67

IV. Statement of changes in shareholders' equity

Delticom AG, Hanover, March 31, 2007

	Subscribed capital	Share premium	Adjustment item for currency conversion	Accumulated profits/losses			Total equity
				Retained earnings	Net retained profits	Total	
in €							
Balance at Jan. 1, 2006	2,999,700.00	100,297.00	1,690.18	199,673.00	4,051,083.88	4,250,756.88	7,352,444.06
Dividends paid	0.00	0.00	0.00	0.00	0.00	0.00	0.00
Currency translation differences	0.00	0.00	-1,787.01	0.00	0.00	0.00	-1,787.01
Consolidated net income	0.00	0.00	0.00	0.00	-44,037.62	-44,037.62	-44,037.62
Balance at Mar. 31, 2006	2,999,700.00	100,297.00	-96.83	199,673.00	4,007,046.26	4,206,719.26	7,306,619.43
Balance at Jan. 1, 2007	3,946,480.00	31,701,296.19	5,122.59	199,673.00	6,904,932.41	7,104,605.41	42,757,504.19
Dividends paid	0.00	0.00	0.00	0.00	0.00	0.00	0.00
Currency translation differences	0.00	0.00	-3,645.66	0.00	0.00	0.00	-3,645.66
Consolidated net income	0.00	0.00	0.00	0.00	367,814.04	367,814.04	367,814.04
Balance at Mar. 31, 2007	3,946,480.00	31,701,296.19	1,476.93	199,673.00	7,272,746.45	7,472,419.45	43,121,672.57



Notes to the financial statements and information on the Q1 financial statements

1. Reporting company

The Delticom group primarily sells tires via the Internet. Its divisions comprise Wholesale and eCommerce. In the Wholesale segment, tires from manufacturers are sold to wholesalers (also under the company's own brand) and procured for the eCommerce segment. In the eCommerce segment, tires are sold to retailers, garages and end consumers via more than 78 online shops in 30 countries in Europe, the USA, Canada and Japan (currently a test shop).

2. Basis of presentation

This quarterly report as of March 31, 2007 has been prepared according to International Financial Reporting Standards. The accounting and valuation methods for the quarterly financial statements are in line with IAS 34, GAS 6 and Section 63 of the Börsenordnung der Frankfurter Wertpapierbörse (Frankfurt Stock Exchange Rules). The same accounting and valuation principles were used as in the consolidated financial statements as of December 31, 2006. The quarterly financial statements include the figures, a management report as well as notes on select items of the financial statements. The notes that are required have been prepared such that these offer information on the events and transactions that are needed to understand the change in financial position and results of operations since the last annual financial statements.

3. Group of consolidated companies

The Delticom group comprises Hanover-based Delticom AG, as well as three wholly-owned subsidiaries. In addition to Delticom Tyres Ltd. in Oxford, Delticom also holds a 100% interests in the Rumanian company Netix SRL and Reifendirekt GmbH in Hanover. The Rumanian company provides services, for example call center services, to third-party companies. Hanover-based Reifendirekt GmbH is an advertising agency and buys in advertising for the Delticom group, in part at agency prices.

4. Notes to the consolidated income statement

4.1. Notes to the calculation of earnings per share

Earnings per share are calculated in line with IAS 33. As there are no potential shares (financial instruments and other agreements that authorize the bearer to acquire ordinary shares) no diluted earnings per share have been calculated. The calculation of the earnings per share was based on net income after taxes and the weighted average number of shares issued (total: 3,946,480).

4.2. Segment figures

Q1 2006				
in €	eCommerce	Wholesale	Not allocated	Group
Revenues	20,936,114.80	4,619,077.64	0.00	25,555,192.44
Other operating income	100,163.07	0.00	72,248.72	172,411.79
Cost of materials	-16,242,145.16	-4,120,313.59	0.00	-20,362,458.75
Gross profit	4,794,132.71	498,764.05	72,248.72	5,365,145.48
Personnel expenses	-243,622.85	-101,742.78	-267,921.71	-613,287.34
Amortization of intangible assets and depreciation of property, plant and equipment	-20,015.76	-13,525.09	-13,525.09	-47,065.94
Property, plant and equipment	-13,380.94	-13,380.94	-13,380.94	-40,142.82
Intangible assets	-6,634.82	-144.15	-144.15	-6,923.12
Other operating expenses	-3,686,138.24	-250,057.07	-794,240.18	-4,730,435.49
Receivable losses and individual write-downs	-170,989.86	-92,246.80	0.00	-263,236.66
Earnings before interest and taxes (EBIT)	844,355.86	133,439.11	-1,003,438.26	-25,643.29
Net financial result				-50,737.36
Income taxes				32,343.03
Consolidated net income				-44,037.62

Q1 2007				
in €	eCommerce	Wholesale	Not allocated	Group
Revenues	35,460,345.08	3,463,724.95	0.00	38,924,070.03
Other operating income	160,456.48	0.00	65,739.48	226,195.96
Cost of materials	-27,664,185.81	-3,096,534.28	0.00	-30,760,720.09
Gross profit	7,956,615.75	367,190.67	65,739.48	8,389,545.90
Personnel expenses	-385,042.56	-103,372.78	-475,536.60	-963,951.94
Amortization of intangible assets and depreciation of property, plant and equipment	-24,360.56	-17,766.46	-17,766.46	-59,893.48
Property, plant and equipment	-16,932.73	-16,932.73	-16,932.73	-50,798.19
Intangible assets	-7,427.83	-833.73	-833.73	-9,095.29
Other operating expenses	-6,329,468.26	-141,977.58	-639,814.00	-7,111,259.84
Receivable losses and individual write-downs	-272,835.27	0.00	0.00	-272,835.27
Earnings before interest and taxes (EBIT)	1,217,744.37	104,073.85	-1,067,377.58	254,440.64
Net financial result				271,125.59
Income taxes				-157,752.19
Consolidated net income				367,814.04

in €	Q1 2007	Q1 2006
Segment		
eCommerce	35,460,345.08	20,936,114.80
Wholesale	3,463,724.95	4,619,077.64
Total	38,924,070.03	25,555,192.44
Region		
Germany	14,150,934.84	9,728,742.88
Other EU countries	20,356,702.70	11,980,633.00
USA and other	4,416,432.49	3,845,816.56
Total	38,924,070.03	25,555,192.44

4.3. Other Notes

4.3.1. Number of employees

The company had an average of 70 employees during the period under review. This calculation is based on the number of employees taking into account the number of hours worked.

4.3.2. Shareholdings

As of March 31, 2007, Delticom AG's registered share capital totaled 3,946,480 no-par value shares.

The Managing Board's shareholdings as of March 31, 2007 were as follows:

- Rainer Binder (indirect shareholding via Binder GmbH) 1,029,216 (26.08 %)
- Dr. Andreas Prüfer (indirect shareholding via Prüfer GmbH) 1,029,216 (26.08%)

The Supervisory Board's shareholdings as of March 31, 2007 were as follows:

- Peter Stappen: 1,000 (0.03 %)
- Bernhard Schmid: 250 (0.01%)
- Alan Revie: 58,635 (1.49%)

Financial calendar

May 23, 2007	Publication of the 1st quarter report 2007
August 22, 2007	Publication of the 2nd quarter report 2007
November 21, 2007	Publication of the 3rd quarter report 2007

Publication details

Published by:

Delticom Aktiengesellschaft

Brühlstraße 11

30169 Hanover

Investor relations:

Delticom AG

Frank Schuhardt

Brühlstraße 11

30169 Hanover

Concept, editing, layout and typesetting:

cometis AG

Published by

Delticom AG
Brühlstraße 11
30169 Hanover
Germany
Internet: www.delti.com

Investor relations contact

Delticom AG
Frank Schuhardt
Brühlstraße 11
30169 Hanover
Tel.: +49 (0) 511 / 9 36 34-844
Fax: +49 (0) 89 / 2 08 08 11 49
e-mail: frank.schuhardt@delti.com